

TEST REPORT

Report No.: B7937.01-801-44

Rendered to:

AMERICAN SKYLITES
Arlington, Texas

PRODUCT TYPE: Circular Curb Mount Double Dome Skylight
SERIES/MODEL: CCM - FG

SPECIFICATION: Occupational Safety and Health Administration/U.S. Department of
Labor Regulations (Standards- 29 CFR)-1910.23(e)(8).

Test Date:	03/23/12
Report Date:	04/05/12
Test Record Retention Date:	03/23/16

1.0 Report Issued To: American Skylites
525 113th Street
Arlington, Texas 76011

2.0 Test Laboratory: Architectural Testing, Inc.
2865 Market Loop
Southlake, Texas 76092
(817) 410-7202

3.0 Project Summary:

3.1 Product Type: Circular Curb Mount Double Dome Skylight

3.2 Series/Model: CCM - FG

3.3 Compliance Statement: Results obtained are tested values and were secured by using the designated test method(s).

3.4 Test Date: 03/23/2012

3.5 Test Location: Architectural Testing, Inc. test facility in Southlake, Texas.

3.6 Test Sample Source: The test specimen was provided by the client. Representative samples of the test specimen will be retained by Architectural Testing for a minimum of four years from the test completion date.

3.7 Drawing Reference: The test specimen drawings have been reviewed by Architectural Testing and are representative of the test specimen(s) reported herein. Test specimen construction was verified by Architectural Testing per the drawings located in Appendix A. Any deviations are documented herein or on the drawings.

3.8 List of Official Observers:

<u>Name</u>	<u>Company</u>
Michael Boyd	American Skylites
Tony Brown	Architectural Testing, Inc.
Clint Barnett	Architectural Testing, Inc.
Chris Longoria	Architectural Testing, Inc.
Jesus Mata	Architectural Testing, Inc.

4.0 Test Specification(s):

Occupational Safety and Health Administration/U.S. Department of Labor Regulations (Standards- 29 CFR) - 1910.23(e)(8).

A 200 lb weight, fabricated from a bag filled with sand, was placed on the center of the skylight for a minimum of 60 seconds. The bag was removed and the test unit was inspected for any signs of damage or failure. The bag was then dropped from varying heights above the skylight starting at 1', continuing to 17'6". No damage was recorded.

5.0 Test Specimen Description:

5.1 Product Sizes:

Overall Area: 4.9 m ² (64 ft ²)	Diameter	
	millimeters	inches
Overall size	2438	96

5.2 Frame Construction:

Frame Member	Material	Description
All members	Aluminum	Custom extruded, thermally broken, mill finish

Joinery Type	Detail
Continuous	Welded along top face & side face

5.3 Mounting Ring Construction:

Mounting Ring Member	Material	Description
All members	Aluminum	Custom extruded, mill finish

Joinery Type	Detail
Continuous	Welded along top face & side

5.4 Weatherstripping: No weatherstripping was utilized.

5.5 Glazing:

Glazing Type	Interior Lite	Exterior Lite	Glazing Method
Double Dome	1/8" clear polycarbonate	1/8" clear polycarbonate	Interior dome glazed with sealant tape along frame, exterior dome glazed with sealant tape along interior dome.

Location	Quantity	Daylight Opening		Glazing Bite
		millimeters	inches	
Fixed skylight	1	2337	92" Diameter	1"

6.0 Installation:

The specimen was installed onto an aluminum curb, which was flush mounted to a Spruce-Pine-Fir wood buck.

Location	Anchor Description	Anchor Location
Frame to curb	#8 x 3/8" stainless steel screws	12" o.c. full perimeter
Mounting ring to frame	#8 x 3/8" stainless steel screws	12" o.c. full perimeter

7.0 Test Results: The results are tabulated as follows:

7.1 OSHA Safety Test

Test	Load Location	Results
200 lb	Center of dome	No visible damage

Note: The 200 lbf weight was gently applied perpendicular to the center of dome. After 60 seconds of rest time, there was no visible damage to skylight.

7.2 OSHA Safety Drop Test

Test Method	Load Location	Results
200 lb-ft (1' drop height)	Inset 1" from perimeter edge	No visible damage
400 lb-ft (2' drop height)	Inset 1" from perimeter edge	No visible damage
600 lb-ft (3' drop height)	Inset 1" from perimeter edge	No visible damage
800 lb-ft (4' drop height)	Inset 1" from perimeter edge	No visible damage
1000 lb-ft (5' drop height)	Inset 1" from perimeter edge	No visible damage
1400 lb-ft (7' drop height)	Inset 1" from perimeter edge	No visible damage
1600 lb-ft (8' drop height)	Inset 1" from perimeter edge	No visible damage
3200 lb-ft (16' drop height)	Inset 1" from perimeter edge	No visible damage
3500 lb-ft (17' 5" drop height)	Inset 1" from perimeter edge	No visible damage

The service life of this report will expire on the stated Test Record Retention End Date, at which time such materials as drawings, data sheets, samples of test specimens, copies of this report, and any other pertinent project documentation, shall be discarded without notice.

If test specimen contains glazing, no conclusions of any kind regarding the adequacy or inadequacy of the glazing in any glazed test specimen(s) can be made. This report does not constitute certification of this product nor an opinion or endorsement by this laboratory. It is the exclusive property of the client so named herein and relates only to the specimen(s) tested. This report may not be reproduced, except in full, without the written approval of Architectural Testing, Inc.

For ARCHITECTURAL TESTING, Inc.

Clint Barnett
Technician

Andy Cost
Laboratory Manager

TB:hd

Attachments (pages): This report is complete only when all attachments listed are included.

Appendix-A: Drawings (1)

This report produced from controlled document template ATI 00514, issued 02/28/11.

Test Report No.: B7937.01-801-44
Report Date: 04/05/12
Test Record Retention End Date: 03/23/16

Appendix A

Drawings

1: GLAZING MATERIAL

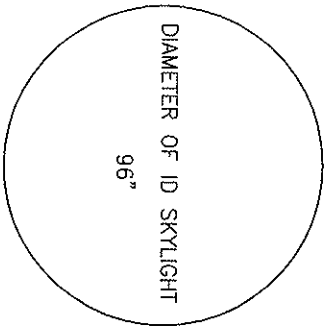
- | | | |
|--------------------|-------------------------------------|-------------------------------------|
| | INNER | OUTER |
| ACRYLIC DOME | <input type="checkbox"/> | <input type="checkbox"/> |
| POLYCARBONATE DOME | <input checked="" type="checkbox"/> | <input checked="" type="checkbox"/> |

2: GLAZING COLOR

- | | | |
|--------|-------------------------------------|-------------------------------------|
| CLEAR | <input checked="" type="checkbox"/> | <input checked="" type="checkbox"/> |
| BRONZE | <input type="checkbox"/> | <input type="checkbox"/> |
| WHITE | <input type="checkbox"/> | <input type="checkbox"/> |
| OTHER | <input type="checkbox"/> | <input type="checkbox"/> |

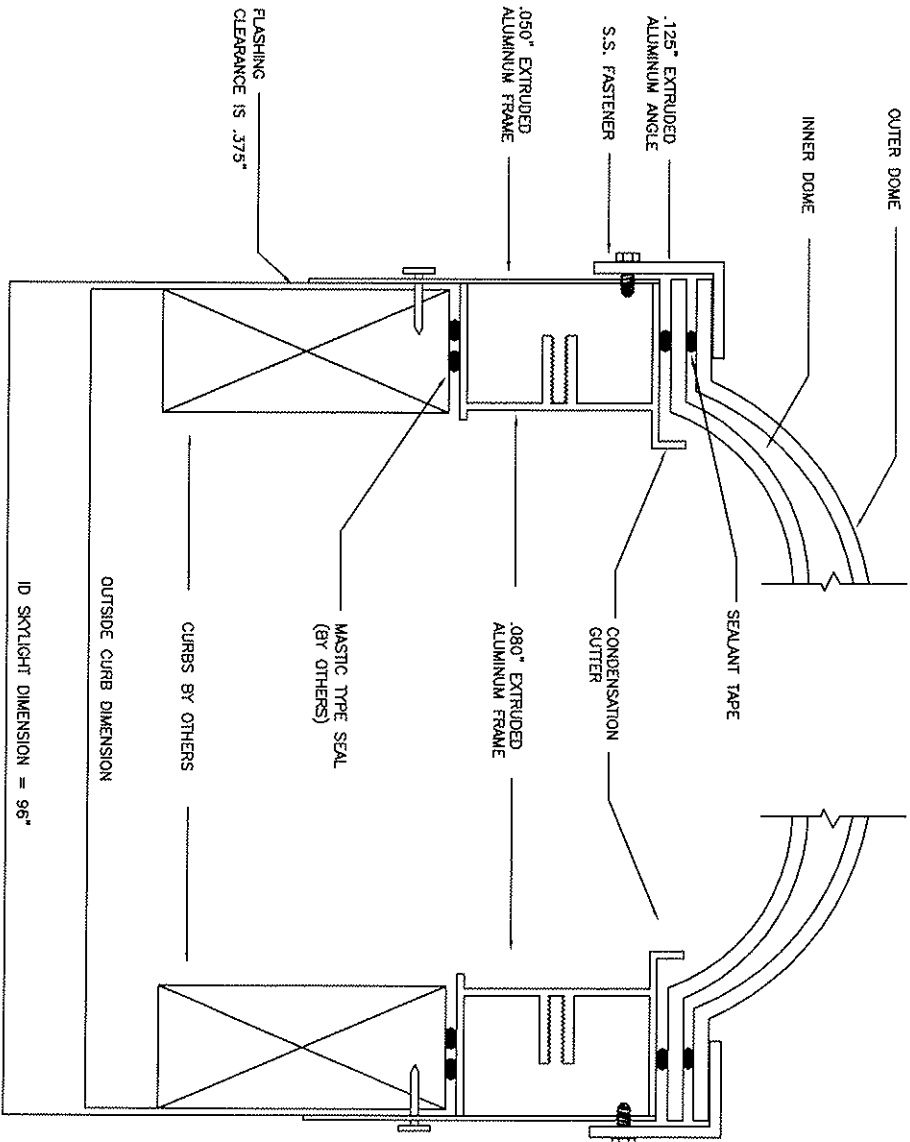
3: FRAME FINISH

- | | |
|-----------------|-------------------------------------|
| MILL | <input checked="" type="checkbox"/> |
| BRONZE ANODIZED | <input type="checkbox"/> |
| CLEAR ANODIZED | <input type="checkbox"/> |
| CUSTOM COLOR | <input type="checkbox"/> |




FOR CURB MOUNT SKYLIGHTS PROVIDE
OUTSIDE DIMENSION OF FINISHED CURB
MIN SIZE = 24" & MAX SIZE = 96"

QTY: 1 ID SKYLIGHT = 96"



CIRCULAR CURB MOUNT



AMERICAN SKYLITES

525 113th STREET ARLINGTON, TEXAS 76011
Phone 800.772.7401 Fax 800.445.7282

Test sample complete with drawings and specifications

Report: 87937.01
Date: 4/19/12
By: CB